



# EMPower Ambient Stainless Steel Worktop - 12"

ITEM # \_\_\_\_\_

MODEL # \_\_\_\_\_

NAME # \_\_\_\_\_

SIS # \_\_\_\_\_

AIA # \_\_\_\_\_



169153 (AN12)

EMPower Restaurant Range worktop, ambient, 12", stainless steel construction

## Short Form Specification

Item No. \_\_\_\_\_

EMPower unit to be Electrolux Ambient Worktop 12" (305 mm). Construction in AISI 304 Stainless Steel. Right-angled side edges to allow flush fitting between EMPower units. Supplied with 6" (150 mm) height adjustable, removable legs.

## Main Features

- Unit may be installed on refrigerated base or open cupboard.
- Front and side panels in Stainless Steel with Scotch Brite finish.
- Right-angled side edges to allow flush fitting joints between units, eliminating gaps and possible dirt traps.
- Provided with kit for side-by-side connection between units for minimizing gaps and possible dirt traps.
- Unit may be installed on refrigerated base by inserting the special pins (optional accessory).
- Unit may be installed on open cupboard by inserting the screws provided as standard with the open cupboards.
- Unit is 12" (305 mm) wide to provide a larger working surface.

## Construction

- Worktop in 304 AISI stainless steel.
- 4 screws to install on the cupboard base are supplied with the unit.

## Optional Accessories

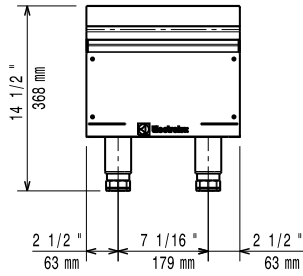
- EMPower - 4 pins to fix top to refrigerated base PNC 169048
- EMPower back mounted rear shelf-spacer, 12" unit PNC 169096
- EMPower portioning shelf 12" PNC 169173

APPROVAL: \_\_\_\_\_

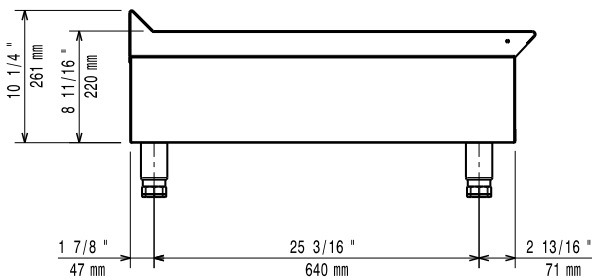


Experience the Excellence  
www.electroluxprofessional.com  
foodservice@electrolux.com

Front




Side



EQ = Equipotential screw

Top



## Key Information:

<b>External dimensions, Width:</b>	
<b>169153 (AN12)</b>	12 1/64" (305 mm)
<b>External dimensions, Depth:</b>	31 1/2" (800 mm)
<b>External dimensions, Height:</b>	14 1/2" (368 mm)
<b>Net weight:</b>	26 lbs (12 kg)
<b>Shipping width:</b>	14 9/16" (370 mm)
<b>Shipping depth:</b>	36 1/4" (920 mm)
<b>Shipping height:</b>	25 3/16" (640 mm)
<b>Shipping weight:</b>	49 lbs (22 kg)
<b>Shipping volume:</b>	7.69 ft <sup>3</sup> (0.22 m <sup>3</sup> )